

Etablissements Fr. Colruyt - Etablissements Fr. Colruyt

VAT BE 0400.378.485

Date 29-01-2018

Table of Contents

Table of Contents	2
Executive summary	3
Legal representatives	3
Related companies	3
Latest publications	3
Sectors	3
General information	4
Name history	4
Location history	4
Positioning	5
Sectors	5
Nace	5
Primary activities	5
Secondary activities	5
Skills	6
Characteristics	6
Licenses	6
Branches	7
Sectors	7
Overview	7
Legal representatives	20
Persons	20
Companies	20
Stakeholders	21
Latest	21
Previous	21
Publications	23
Federal publications	23
Financial statements publications	23
Financial charts	24
Equity (in Euros)	24
Gain (loss) of the period (in Euros)	24
Liquidity ratio	25
Assets(Euros)	25
Equity liabilities(in Euros)	26
Number of employees	26
Financial tables	27
Accounting figures	27
Social Balance	29
Ratios and indicators	32


Executive summary

VAT number
BE 0400.378.485

Legal situation
Situation normale

Date of creation
March 9, 1950

Juridical form
SA



Legal representatives

- > [27-03-2014] Colruyt, Jozef
- > [27-03-2014] Colruyt, Franciscus
- > [21-09-2011] De Lathauwer, Astrid
- > **And 6 other persons**

Related companies

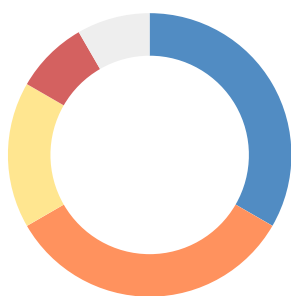
- > ANIMA (BE 0418.759.787)
- > ASTRID DE LATHAUWER (BE 0561.915.753)
- > 7 CAPITAL (BE 0895.361.369)
- > **And 3 other companies**

Latest publications

Date	Subject	Type
01-01-1992	ME. - GECONSOLIDEERDE REKENING 31.03.92 - 92358...	Financials statement
01-01-1991	ME. - JAARREKENING 31.03.91, GGK 18.09.91 - 91276-2...	Financials statement
01-01-1991	ME. - GECONSOLIDEERDE REKENING 31.03.91 - 91276...	Financials statement
20-10-1990	ONTSLAGEN, BENOEMINGEN	Federal

And 6 other publications

Sectors



- Commerce de détail, à l'exclusion du commerce de véhicules automobiles et motocycles; réparation d'articles domestiques
- Retail trade, except of motor vehicles and motorcycles
- Commerce de gros et intermédiaires du commerce, à l'exclusion du commerce en véhicules automobiles et motocycles
- Services auxiliaires des transports; agences de voyages
- Others

General information

VAT number
BE 0400.378.485

Legal Situation
Situation normale

ACTIVE

Juridical Form
SA

Type of enterprise
Personne morale

0.66

Establishments Unit
272 establishments

Date of creation
March 9, 1950



Liquidity ratio



Address
Edingensesteenweg, 196
1500 Halle

- Contact
- N/A
 - N/A
 - N/A
 - N/A

67 years in business

0.66
 Liquidity ratio

20537 Employees

Name history

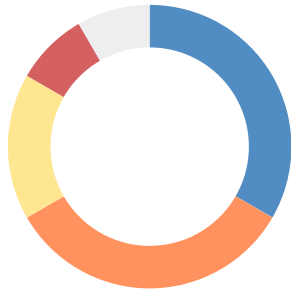
No data

Location history

No data

Positioning

Sectors



- Commerce de détail, à l'exclusion du commerce de véhicules automobiles et motocycles; réparation d'articles domestiques
- Retail trade, except of motor vehicles and motorcycles
- Commerce de gros et intermédiaires du commerce, à l'exclusion du commerce en véhicules automobiles et motocycles
- Services auxiliaires des transports; agences de voyages
- Others

Nace

Primary activities

Date	Sector description	NACE
01-01-2008	Retail sale in non-specialised stores with food, beverages or tobacco predominating	47.114
01-01-2008	Retail sale in non-specialised stores with food, beverages or tobacco predominating	47.114
01-01-1992	Supermarchés (surface de vente entre 400 et moins de 2.500 m2)	52.114
01-01-1971	Supermarchés (surface de vente entre 400 et moins de 2.500 m2)	52.114

Secondary activities

Date	Sector description	NACE
24-11-2007	Production d'électricité	40.110
01-01-1971	Commerce de gros de produits surgelés	51.391
01-01-1971	Autres commerces de gros non spécialisés de produits alimentaires	51.392
01-01-1971	Entreposage frigorifique	63.121

Skills

Date	Proof of professional skills and basic knowledge of enterprise governance
22-09-1969	Boucher-charcutier

Characteristics

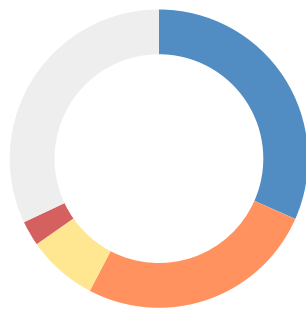
Date	Characteristics
01-01-1971	Entreprise assujettie à la TVA
01-03-1950	Entreprise commerciale
01-01-1945	Employeur ONSS

Licenses

No data

Branches

Sectors



- Retail trade, except of motor vehicles and motorcycles
- Commerce de détail, à l'exclusion du commerce de véhicules automobiles et motocycles; réparation d'articles domestiques
- Nace2003.0
- Commerce, entretien et réparation de motocycles, y compris pièces et accessoires
- Others

Overview

Establishment number	Name	City	Age
2.262.121.459	Colruyt Walcourt	5650 - Walcourt	10 months
2.261.618.346	Pop Up Huy (Ben Ahin)	4500 - Huy	10 months
2.261.618.247	Cs Pop Up Aartselaar	2630 - Aartselaar	10 months
2.261.618.148	Cs Pop Up Roeselare	8800 - Roeselare	10 months
2.261.618.544	Cs Pop Up Wetteren	9230 - Wetteren	10 months
2.261.618.445	Pop Up Lot	1651 - Beersel	10 months
2.261.322.792	Collishop Winkel Spl	1600 - Sint Pieters Leeuw	11 months
2.255.544.760	Kantine Brukom	1600 - Sint Pieters Leeuw	1 year
2.251.308.038	Colruyt Wommel	1780 - Wommel	1 year
2.251.795.117	Colruyt Florenville	6820 - Florenville	1 year
2.238.437.425	Collect & Go Afhaalpunt Grimbergen	1850 - Grimbergen	2 years

Establishment number	Name	City	Age
2.238.437.029	Collect & Go Afhaalpunt Lede	9340 - Lede	2 years
2.241.065.729	Dc Ollignies	7866 - Lessines	2 years
2.238.438.415	Collect & Go Afhaalpunt Wilrijk	2610 - Antwerpen	2 years
2.239.867.778	Stapelplaats Ghislenghien	7822 - Ath	3 years
2.241.064.046	Solucious Bornem	2880 - Bornem	3 years
2.237.836.223	Collect & Go Afhaalpunt Heist Op Den Berg	2220 - Heist Op Den Berg	3 years
2.237.836.916	Collect & Go Afhaalpunt Groot Bijgaarden	1702 - Dilbeek	3 years
2.237.835.233	Collect & Go Afhaalpunt Roeselare	8800 - Roeselare	3 years
2.237.835.530	Collect & Go Afhaalpunt Beveren	9120 - Beveren	3 years
2.239.840.658	Colruyt Rochefort	5580 - Rochefort	3 years
2.228.557.875	Colruyt Tielt	8700 - Tielt	3 years
2.237.838.993	Collect & Go Afhaalpunt Haasrode	3001 - Leuven	3 years
2.225.805.649	Colruyt Sint Niklaas li	9100 - Sint Niklaas	4 years
2.237.835.728	Collect & Go Afhaalpunt Mechelen	2800 - Mechelen	4 years
2.238.433.762	Kantoren Bilkensveld	1500 - Halle	4 years
2.223.024.323	Colruyt Dinant	5500 - Dinant	4 years
2.218.306.559	Colruyt Harelbeke	8530 - Harelbeke	4 years
2.215.469.409	Colruyt Corbais	1435 - Mont Saint Guibert	4 years
2.215.468.122	Colruyt Haccourt	4684 - Oupeye	4 years
2.215.466.043	Colruyt Sart-Jalhay	4845 - Jalhay	5 years
2.210.173.407	Colruyt Mortsels	2640 - Mortsels	5 years
2.209.199.150	Colruyt Wépion	5100 - Namur	5 years

Establishment number	Name	City	Age
2.209.198.556	Colruyt Oostende	8400 - Oostende	5 years
2.206.866.103	Colruyt Genappe	1470 - Genappe	5 years
2.204.112.093	Colruyt Soignies	7060 - Soignies	6 years
2.197.968.629	Colruyt Vosselaar	2350 - Vosselaar	6 years
2.196.117.909	Colruyt Gerpinnes	6280 - Gerpinnes	7 years
2.194.435.651	Collect & Go Zaventem	1930 - Zaventem	7 years
2.194.429.317	Colruyt Aalter	9880 - Aalter	7 years
2.190.328.195	Colruyt Averbode	3271 - Scherpenheuvel Zichem	7 years
2.189.126.781	Colruyt Wommelgem	2160 - Wommelgem	7 years
2.189.127.078	Colruyt Jodoigne	1370 - Jodoigne	7 years
2.189.120.744	Colruyt Lanaken	3620 - Lanaken	7 years
2.184.624.991	Colruyt Rumbeke	8800 - Roeselare	7 years
2.184.624.694	Colruyt St-Gillis-Waas	9170 - Sint Gillis Waas	7 years
2.185.114.644	Colruyt Overijse (Tempo)	3090 - Overijse	7 years
2.184.624.201	Colruyt Quiévrain	7380 - Quiévrain	8 years
2.184.625.288	Stapelplaats Laekebeek Food Hal 5	1651 - Beersel	8 years
2.183.258.974	Comarkt Nieuwpoort	8620 - Nieuwpoort	8 years
2.181.049.255	Colruyt Wondelgem	9032 - Gent	8 years
2.179.741.240	Colruyt Virton	6760 - Virton	8 years
2.176.480.357	Colruyt Haaltert	9450 - Haaltert	8 years
2.174.782.164	Colruyt Aarschot	3200 - Aarschot	9 years
2.175.320.119	Colruyt Hellebroek Kantoor	1500 - Halle	9 years
2.175.320.218	Colruyt Dienst Karherstel	1600 - Sint Pieters Leeuw	9 years

Establishment number	Name	City	Age
2.170.317.788	Colruyt Hoogstraten	2320 - Hoogstraten	9 years
2.170.174.268	Drinkcenter Tienen	3300 - Tienen	9 years
2.169.150.424	Colruyt Assebroek	8310 - Brugge	9 years
2.163.757.818	Colruyt Tongeren	3700 - Tongeren	10 years
2.163.757.521	Colruyt Landen	3400 - Landen	10 years
2.160.476.941	Colruyt Keerbergen	3140 - Keerbergen	10 years
2.166.515.982		3001 - Leuven	10 years
2.160.476.842	Colruyt Diksmuide	8600 - Diksmuide	10 years
2.212.222.283	Colruyt Ciney	5590 - Ciney	10 years
2.157.150.831	Colruyt Kelmis	4720 - Kelmis	11 years
2.156.075.517	Colruyt Maaseik	3680 - Maaseik	11 years
2.151.739.617	Colruyt Bredene	8450 - Bredene	11 years
2.151.739.419	Colruyt Haacht	3150 - Haacht	11 years
2.149.514.753	Colruyt Zonhoven	3520 - Zonhoven	12 years
2.146.424.314	Colruyt Amay	4540 - Amay	12 years
2.146.420.156	Colruyt Maldegem	9990 - Maldegem	12 years
2.146.311.773	Colruyt Balen	2490 - Balen	12 years
2.145.095.909	Colruyt Stabroek	2940 - Stabroek	13 years
2.143.880.043		1500 - Halle	13 years
2.143.880.241		1500 - Halle	13 years
2.143.135.915	Colruyt Chapelle	7160 - Chapelle Lez Herlaimont	13 years
2.147.565.647	Colruyt Poperinge	8970 - Poperinge	13 years

Establishment number	Name	City	Age
2.142.146.515	Colruyt Poperinge	8970 - Poperinge	13 years
2.137.578.706	Colruyt Braine L'alleud	1420 - Braine L'Alleud	13 years
2.143.221.037	Colruyt Ramsel	2230 - Herselt	13 years
2.143.222.522	Colruyt Brakel	9660 - Brakel	14 years
2.143.221.730	Colruyt Helchteren	3530 - Houthalen Helchteren	14 years
2.143.219.750	Colruyt Grez-Doiceau	1390 - Grez Doiceau	14 years
2.143.219.948	Colruyt Bierghes	1430 - Rebecq	14 years
2.143.224.007	Colruyt Frasnes-Lez-Anvaing	7911 - Frasnes Lez Anvaing	14 years
2.147.898.912	Colruyt Thuin	6530 - Thuin	14 years
2.147.899.011	Colruyt Nimy	7020 - Mons	14 years
2.132.776.117	Colruyt Merelbeke	9820 - Merelbeke	14 years
2.132.766.021	Colruyt Etterbeek (Jourdan)	1040 - Etterbeek	14 years
2.147.565.152	Colruyt Zoersel	2980 - Zoersel	14 years
2.127.739.342		1020 - Bruxelles	14 years
2.127.744.785	Colruyt Zele	9240 - Zele	14 years
2.147.899.209	Colruyt Wellin	6920 - Wellin	15 years
2.127.743.993	Colruyt Courcelles	6180 - Courcelles	15 years
2.135.925.548	Colruyt Arlon	6700 - Arlon	15 years
2.127.757.059	Colruyt Veurne	8630 - Veurne	15 years
2.127.753.990	Colruyt Waterloo	1410 - Waterloo	15 years
2.136.920.391	Stapelplaats + Dats 24 Dassenveld	1500 - Halle	16 years
2.143.222.027	Colruyt Maasmechelen	3630 - Maasmechelen	16 years
2.127.746.666	Colruyt Ieper	8900 - Ieper	16 years

Establishment number	Name	City	Age
2.147.899.506	Magazijn Bio Lede	9340 - Lede	16 years
2.127.743.894	Colruyt Châtelet	6200 - Chatelet	16 years
2.127.755.475	Colruyt Bree	3960 - Bree	16 years
2.147.898.516	Colruyt Westmalle	2390 - Malle	17 years
2.127.739.936	Colruyt Lede	9340 - Lede	17 years
2.127.747.953	Colruyt Oostrozebeke	8780 - Oostrozebeke	17 years
2.127.743.795	Colruyt Anderlues	6150 - Anderlues	17 years
2.127.746.270	Colruyt Lommel	3920 - Lommel	17 years
2.005.287.928	Colruyt Herve	4651 - Herve	18 years
2.127.745.676	Colruyt Lochristi	9080 - Lochristi	18 years
2.147.898.714	Colruyt Scherpenheuvel	3270 - Scherpenheuvel Zichem	18 years
2.127.741.916	Colruyt Wilrijk	2610 - Antwerpen	18 years
2.127.747.854	Colruyt Izegem	8870 - Izegem	18 years
2.127.741.817	Colruyt Ekeren	2180 - Antwerpen	19 years
2.127.739.144	Colruyt Liedekerke	1770 - Liedekerke	20 years
2.127.743.696	Colruyt Morlanwelz	7140 - Morlanwelz	20 years
2.127.739.045	Colruyt Sint-Genesius-Rode	1640 - Sint Genesius Rode	20 years
2.127.741.718	Colruyt Boom	2850 - Boom	20 years
2.127.747.656	Colruyt Waregem	8790 - Waregem	20 years
2.127.754.584	Colruyt Oudenaarde	9700 - Oudenaarde	20 years
2.127.752.408	Colruyt Andenne	5300 - Andenne	20 years
2.127.741.619	Colruyt Merksem (Roosensplein)	2170 - Antwerpen	20 years
2.127.741.520	Colruyt Schoten	2900 - Schoten	20 years

Establishment number	Name	City	Age
2.127.745.973	Colruyt Hasselt	3500 - Hasselt	20 years
2.127.746.567	Colruyt Hannut	4280 - Hannut	20 years
2.127.749.339	Colruyt Montegnée	4420 - Saint Nicolas	21 years
2.127.738.847	Colruyt Vilvoorde (Schaarbeeklei)	1800 - Vilvoorde	21 years
2.127.751.616	Colruyt Dour	7370 - Dour	21 years
2.127.749.438	Colruyt Waremme	4300 - Waremme	21 years
2.127.756.762	Colruyt Mol	2400 - Mol	21 years
2.127.738.748	Colruyt Anderlecht (Herbette)	1070 - Anderlecht	21 years
2.127.742.708	Colruyt Knokke	8300 - Knokke Heist	21 years
2.127.749.735	Colruyt Marche-En-Famenne	6900 - Marche En Famenne	21 years
2.127.749.537	Colruyt Bonnelles	4100 - Seraing	21 years
2.127.749.240	Colruyt Seraing	4100 - Seraing	22 years
2.127.745.577	Colruyt Deinze	9800 - Deinze	22 years
2.013.794.729	Colruyt Liège Constitution	4020 - Liege	26 years
2.127.756.861	Colruyt Verviers	4800 - Verviers	27 years
2.127.755.376	Colruyt Winterslag	3600 - Genk	28 years
2.039.041.948	Colruyt Hooglede	8830 - Hooglede	29 years
2.127.744.884	Drinkcenter Ciney	5590 - Ciney	33 years
2.127.752.507	Colruyt Libramont	6800 - Libramont Chevigny	34 years
2.127.752.606	Colruyt Bastogne	6600 - Bastogne	34 years
2.127.757.158	Colruyt Eupen	4700 - Eupen	36 years
2.145.097.194	Centrale Administratie Wilgenveld	1500 - Halle	37 years
2.127.743.597	Colruyt Binche	7130 - Binche	39 years

Establishment number	Name	City	Age
2.127.749.141	Colruyt Fléron	4620 - Fleron	40 years
2.127.749.042	Colruyt Herstal	4040 - Herstal	40 years
2.127.748.943	Colruyt Liège (Grétry)	4020 - Liege	40 years
2.127.748.844	Colruyt Ans	4430 - Ans	40 years
2.127.748.745	Colruyt Jemeppe-Sur-Meuse	4101 - Seraing	40 years
2.127.754.089	Colruyt Middelkerke	8430 - Middelkerke	41 years
2.127.754.188	Colruyt Torhout	8820 - Torhout	41 years
2.127.742.015	Colruyt Blankenberge	8370 - Blankenberge	43 years
2.127.742.114	Colruyt Brugge (Sint-Andries)	8200 - Brugge	43 years
2.127.742.609	Colruyt Brugge (Sint-Pieters)	8000 - Brugge	43 years
2.127.742.213	Colruyt Zedelgem	8210 - Zedelgem	43 years
2.127.746.468	Colruyt Ben-Ahin	4500 - Huy	43 years
2.127.752.012	Colruyt Jemeppe-Sur-Sambre	5190 - Jemeppe Sur Sambre	44 years
2.127.751.913	Colruyt Jambes	5100 - Namur	44 years
2.127.752.309	Colruyt Gembloux	5030 - Gembloux	44 years
2.127.752.210	Colruyt Salzinnes	5000 - Namur	44 years
2.127.756.366	Colruyt Herentals	2200 - Herentals	44 years
2.127.756.564	Colruyt Geel	2440 - Geel	44 years
2.127.756.663	Colruyt Oud-Turnhout	2360 - Oud Turnhout	44 years
2.127.742.807	Colruyt Marcinelle	6001 - Charleroi	45 years
2.127.743.401	Colruyt Marchienne-Au-Pont (Marchipont)	6030 - Charleroi	45 years
2.127.743.302	Colruyt Gilly	6060 - Charleroi	45 years

Establishment number	Name	City	Age
2.127.743.203	Colruyt Dampremy	6020 - Charleroi	45 years
2.127.743.005	Colruyt Gosselies	6041 - Charleroi	45 years
2.127.747.458	Colruyt Menen	8930 - Menen	45 years
2.127.747.755	Colruyt Roeselare	8800 - Roeselare	45 years
2.127.746.765	Colruyt Kortrijk	8500 - Kortrijk	45 years
2.127.746.963	Colruyt Kuurne	8520 - Kuurne	45 years
2.127.755.673	Colruyt Tournai	7500 - Tournai	45 years
2.127.755.772	Colruyt Ath	7800 - Ath	45 years
2.127.755.970	Colruyt Moeskroen	7700 - Mouscron	45 years
2.127.756.069	Colruyt Leuze	7900 - Leuze En Hainaut	45 years
2.127.756.267	Colruyt Komen	7780 - Comines Warneton	45 years
2.127.745.082	Colruyt Gent	9000 - Gent	45 years
2.127.745.379	Colruyt Sint-Amandsberg	9040 - Gent	45 years
2.127.744.983	Colruyt Zelzate	9060 - Zelzate	45 years
2.127.745.478	Colruyt Ledeborg	9050 - Gent	45 years
2.127.745.181	Colruyt Eeklo	9900 - Eeklo	45 years
2.127.754.386	Colruyt Zottegem	9620 - Zottegem	45 years
2.127.754.485	Colruyt Ronse	9600 - Ronse	45 years
2.127.754.287	Colruyt Geraardsbergen	9500 - Geraardsbergen	45 years
2.127.751.517	Colruyt Quaregnon	7390 - Quaregnon	45 years
2.127.750.923	Colruyt Edingen	7850 - Enghien	45 years
2.127.751.022	Colruyt Jemappes	7012 - Mons	45 years
2.127.751.121	Colruyt Mons	7000 - Mons	45 years

Establishment number	Name	City	Age
2.127.751.220	Colruyt La Louvière	7100 - La Louviere	45 years
2.127.746.171	Colruyt Sint-Truiden	3800 - Sint Truiden	45 years
2.127.745.874	Colruyt Beringen	3580 - Beringen	45 years
2.127.748.646	Colruyt Tienen	3300 - Tienen	46 years
2.127.748.448	Colruyt Leuven	3000 - Leuven	46 years
2.127.748.547	Colruyt Diest	3290 - Diest	46 years
2.127.748.052	Colruyt Kessel-Lo	3010 - Leuven	46 years
2.127.748.250	Colruyt Heverlee	3001 - Leuven	46 years
2.127.744.488	Colruyt Dendermonde	9200 - Dendermonde	46 years
2.127.744.092	Colruyt Wetteren	9230 - Wetteren	46 years
2.127.755.079	Colruyt Beveren	9120 - Beveren	46 years
2.127.754.980	Colruyt Sint-Niklaas	9100 - Sint Niklaas	46 years
2.127.755.178	Colruyt Lokeren	9160 - Lokeren	46 years
2.127.744.686	Colruyt Lebbeke	9280 - Lebbeke	46 years
2.127.744.587	Colruyt Hamme	9220 - Hamme	46 years
2.127.754.683	Colruyt Temse	9140 - Temse	46 years
2.127.753.594	Colruyt Marbais	1495 - Villers La Ville	46 years
2.127.752.903	Colruyt Nivelles	1400 - Nivelles	46 years
2.127.753.396	Colruyt Ottignies	1340 - Ottignies Louvain La Neuve	46 years
2.127.752.804	Colruyt Wavre	1300 - Wavre	46 years
2.127.753.891	Colruyt Rixensart	1330 - Rixensart	46 years
2.005.287.730	Colruyt Heusy	4802 - Verviers	47 years

Establishment number	Name	City	Age
2.127.741.322	Colruyt Kalmthout	2920 - Kalmthout	47 years
2.127.741.025	Colruyt Brasschaat	2930 - Brasschaat	47 years
2.127.740.827	Colruyt Hoboken	2660 - Antwerpen	47 years
2.127.740.728	Colruyt Merksem (Groenendaallaan)	2170 - Antwerpen	47 years
2.127.740.629	Colruyt Deurne Zuid (Zenitel)	2100 - Antwerpen	47 years
2.127.740.035	Colruyt Antwerpen	2018 - Antwerpen	47 years
2.127.741.421	Colruyt Kontich	2550 - Kontich	47 years
2.127.741.223	Colruyt Deurne Noord	2100 - Antwerpen	47 years
2.127.750.131	Colruyt Sint-Katelijne-Waver	2860 - Sint Katelijne Waver	48 years
2.127.750.626	Colruyt Heist-Op-Den-Berg	2220 - Heist Op Den Berg	48 years
2.127.750.527	Colruyt Bornem	2880 - Bornem	48 years
2.127.750.428	Colruyt Mechelen	2800 - Mechelen	48 years
2.127.750.230	Colruyt Lier	2500 - Lier	48 years
2.127.739.441	Colruyt Aalst	9300 - Aalst	49 years
2.127.739.540	Colruyt Ninove	9400 - Ninove	49 years
2.005.286.146	Colruyt Chênée	4032 - Liege	59 years
2.005.286.047	Colruyt Beaufays	4052 - Chaudfontaine	59 years
2.143.225.193	Colruyt Péruwelz	7600 - Peruwelz	67 years
2.143.225.490	Colruyt Erquelinnes	6560 - Erquelinnes	67 years
2.143.224.403	Colruyt Ellezelles	7890 - Ellezelles	67 years
2.143.224.797	Colruyt Koksijde	8670 - Koksijde	67 years
2.143.223.809	Colruyt Basècles	7972 - Beloeil	67 years
2.143.230.737	Colruyt Terte	7333 - Saint Ghislain	67 years

Establishment number	Name	City	Age
2.143.222.225	Colruyt Neerpelt	3910 - Neerpelt	67 years
2.143.230.242	Comarkt Pommeroeul (Ville)	7322 - Bernissart	67 years
2.143.220.839	Colruyt Antoing	7640 - Antoing	67 years
2.143.221.136	Colruyt Dottenijs	7711 - Mouscron	67 years
2.143.220.344	Stapelplaats Hellebroek	1500 - Halle	67 years
2.143.218.958	Stapelplaats Lot	1651 - Beersel	67 years
2.143.218.661	Colruyt Malmedy	4960 - Malmedy	67 years
2.143.225.985	Colruyt Bouillon	6830 - Bouillon	67 years
2.143.223.710	Colruyt Avelgem	8580 - Avelgem	67 years
2.143.226.282	Colruyt Cuesmes	7033 - Mons	67 years
2.143.240.437		1440 - Braine Le Chateau	67 years
2.143.218.364	Colruyt Mettet	5640 - Mettet	67 years
2.143.218.463	Colruyt Tournai (Chée De Renaix)	7500 - Tournai	67 years
2.143.230.539	Stapelplaats Pommeroeul	7322 - Bernissart	67 years
2.127.734.095	Colruyt Jette	1090 - Jette	67 years
2.127.734.194	Colruyt Overijse	3090 - Overijse	67 years
2.127.738.550	Colruyt Londerzeel	1840 - Londerzeel	67 years
2.127.732.711		1150 - Woluwe Saint Pierre	67 years
2.127.733.206	Colruyt Asse	1730 - Asse	67 years
2.127.733.404	Colruyt Etterbeek	1040 - Etterbeek	67 years
2.127.736.966	Colruyt Oudergem	1160 - Auderghem	67 years
2.127.737.857	Colruyt Ukkel	1180 - Uccle	67 years
2.127.737.956	Colruyt Dilbeek	1700 - Dilbeek	67 years

Establishment number	Name	City	Age
2.127.738.055	Colruyt Sint-Pieters-Leeuw	1600 - Sint Pieters Leeuw	67 years
2.127.738.352		1030 - Schaerbeek	67 years
2.127.738.451	Colruyt Grimbergen	1850 - Grimbergen	67 years
2.127.733.897		1930 - Zaventem	67 years
2.127.736.570	Colruyt Alsemberg	1652 - Beersel	67 years
2.127.733.503		1140 - Evere	67 years
2.127.736.174	Colruyt Vilvoorde (Mutsaertplaats)	1800 - Vilvoorde	67 years
2.127.733.305	Colruyt Evere	1140 - Evere	67 years
2.127.735.283	Colruyt Vorst	1190 - Forest	67 years
2.127.733.008	Colruyt Molenbeek	1080 - Molenbeek Saint Jean	67 years
2.127.734.491	Colruyt Kraainem	1950 - Kraainem	67 years
2.127.732.612	Colruyt Schaarbeek (Roodebeeklaan)	1030 - Schaerbeek	67 years
2.127.734.293	Colruyt Halle	1500 - Halle	67 years
2.127.738.154	Colruyt Anderlecht (Veeweyde)	1070 - Anderlecht	67 years
2.127.736.075	Locatie Elbeek	1500 - Halle	67 years

Legal representatives

Persons

Date	Lastname	FirstName	Role
27-03-2014	Colruyt	Franciscus	Administrateur délégué
27-03-2014	Colruyt	Jozef	Administrateur délégué
21-09-2011	De Lathauwer	Astrid	Représentant permanent personne morale
15-09-2010	Colruyt	Willem	Administrateur
28-11-2002	Colruyt	Franciscus	Représentant permanent personne morale
28-11-2002	Colruyt	Jozef	Représentant permanent personne morale
18-09-2002	Gillet	François	Administrateur
15-09-1999	Colruyt	Franciscus	Administrateur
16-09-1998	Colruyt	Jozef	Administrateur

Companies

Date	Name	VAT	Role
27-09-2017	7 CAPITAL	BE 0895.361.369	Administrateur
27-09-2017	ASTRID DE LATHAUWER	BE 0561.915.753	Administrateur
27-09-2017	ANIMA	BE 0418.759.787	Administrateur
28-09-2016	KORYS	BE 0844.198.918	Administrateur
21-09-2011	UNITEL	BE 0447.881.662	Administrateur
15-09-1999	FARIK	BE 0450.623.396	Administrateur

Stakeholders

Latest

Date	Name	Firstname	Function	Address
31-03-2017	Gillet	Francois		Av Boulogne-Billanco 37 , 1330
31-03-2017	Colruyt	Wim		Meersteen 42 , 1600
31-03-2017	Colruyt	Jef		Lossestraat 9 , 1670
31-03-2017	Colruyt	Frans		Bekersveldstraat 1 , 1602

Previous

Date	Name	Firstname	Function	Address
31-03-2016	Gillet	Francois		Av Boulogne-Billanco 37 , 1330
31-03-2016	Colruyt	Wim		Meersteen 42 , 1600
31-03-2016	Colruyt	Jef		Lossestraat 9 , 1670
31-03-2016	Colruyt	Frans		Bekersveldstraat 1 , 1602
31-03-2015	Gillet	Francois		Av Boulogne-Billanco 37 , 1330
31-03-2015	Colruyt	Wim		Meersteen 42 , 1600
31-03-2015	Colruyt	Jef		Vroenenbos 100 , 1500
31-03-2015	Colruyt	Frans		Bekersveldstraat 1 , 1602
31-03-2014	Colruyt	Wim		Meersteen 42 , 1600
31-03-2014	Colruyt	Jef		Vroenenbos 100 , 1500
31-03-2014	Colruyt	Frans		Bekersveldstraat 1 , 1602
31-03-2014	Gillet	Francois		Av Boulogne-Billanco 37 , 1330
31-03-2013	Gillet	Francois		Av Boulogne-Billanco 37 , 1330

Date	Name	Firstname	Function	Address
31-03-2013	Colruyt	Wim		Meersteen 42 , 1600
31-03-2013	Colruyt	Jef		Vroenenbos 100 , 1500
31-03-2013	Colruyt	Franciscus		Bekersveldstraat 1 , 1602
31-03-2012	Gillet	Francois		Av Boulogne-Billanco 37 , 1330
31-03-2012	Colruyt	Wim		Meersteen 42 , 1600
31-03-2012	Colruyt	Jef		Vroenenbos 100 , 1500
31-03-2012	Colruyt	Franciscus		Bekersveldstraat 1 , 1602
31-03-2010	Colruyt	Frans		Bekersveldstraat 1 , 1602
31-03-2010	Gillet	Francois		Av.Boulogne-Billanco 37 , 1330
31-03-2010	Colruyt	Jef		Sollenerf 6 , 1654
31-03-2009	Gillet	Francois		Av.Boulogne-Billanco 37 , 1330
31-03-2009	Colruyt	Jef		Sollenerf 6 , 1654
31-03-2009	Colruyt	Frans		Bekersveldstraat 1 , 1602

Publications

Federal publications

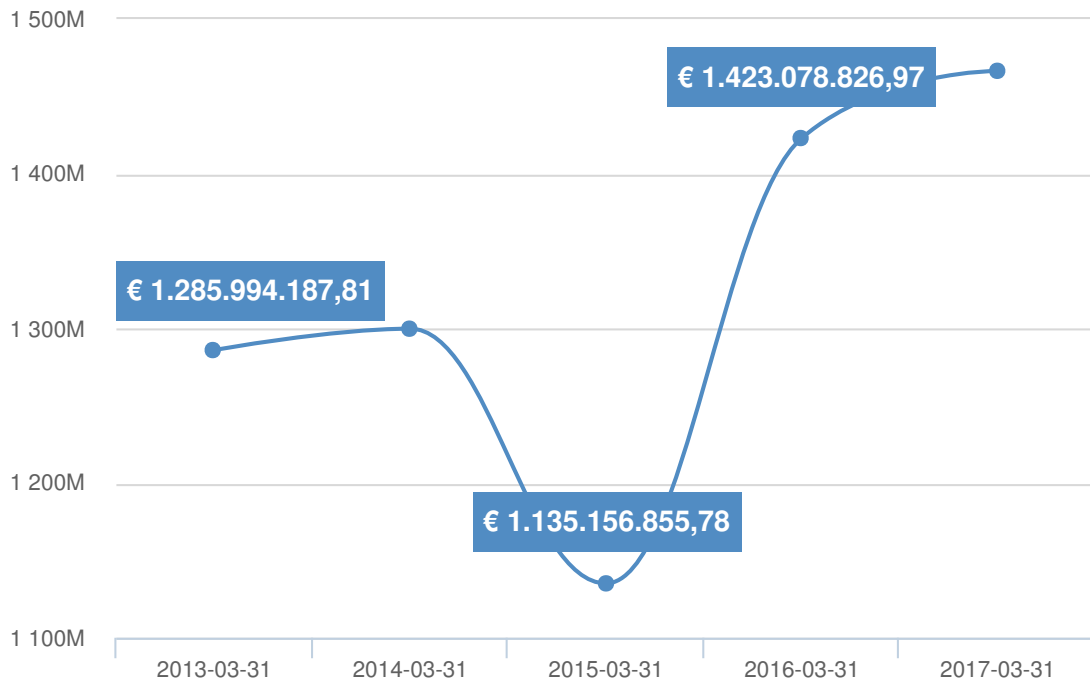
Date	Subject
20-10-1990	ONTSLAGEN, BENOEMINGEN
12-06-1990	RUBRIEK HERSTRUCTURERING (FUSIE, SPLITSING, OVERDRACHT VERMOGEN, ENZ...) - KAPITAAL, AANDELEN
25-01-1990	KAPITAAL, AANDELEN - ALGEMENE VERGADERING - STATUTEN (VERTALING, COORDINATIE, OVERIGE WIJZIGINGEN, ...)
15-04-1989	KAPITAAL, AANDELEN - ALGEMENE VERGADERING - STATUTEN (VERTALING, COORDINATIE, OVERIGE WIJZIGINGEN, ...)
21-07-1988	DIVERSEN
01-01-1984	ALGEMENE VERGADERING - KAPITAAL, AANDELEN - STATUTEN (VERTALING, COORDINATIE, OVERIGE WIJZIGINGEN, ...)

Financial statements publications

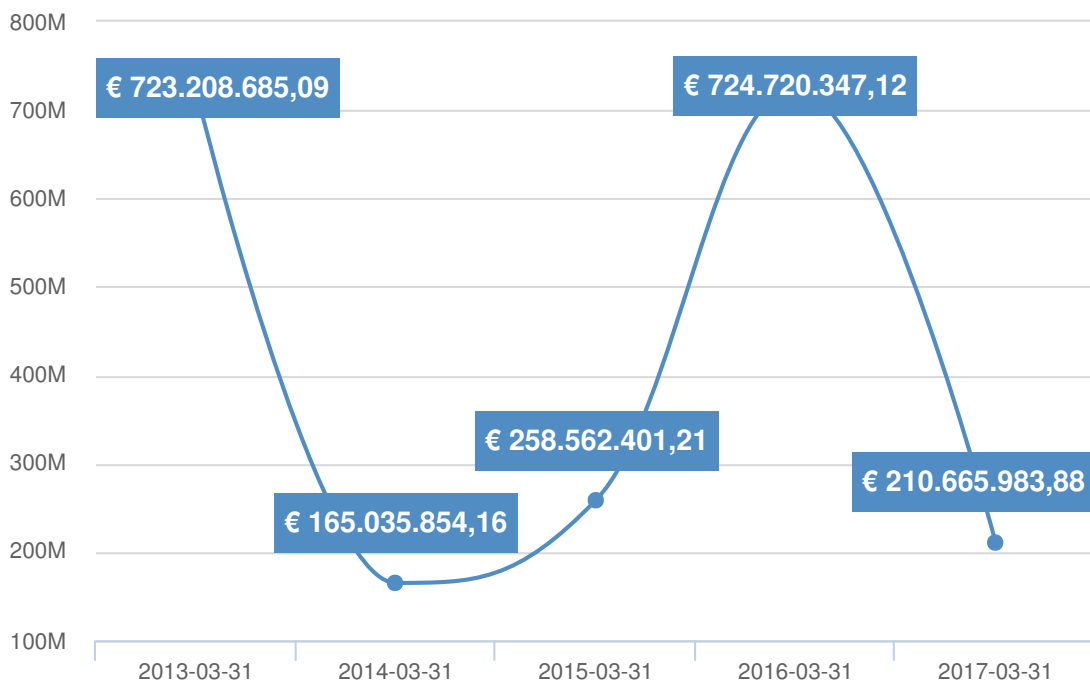
Date	Subject	Year	Approved	Deposit
01/01/1992	Me. - Geconsolideerde Rekening 31.03.92 - 92358-1034-061	31/03/1992	N/A	N/A
01/01/1991	Me. - Jaarrekening 31.03.91, Ggk 18.09.91 - 91276-2105-031	31/03/1991	08/08/23681	N/A
01/01/1991	Me. - Geconsolideerde Rekening 31.03.91 - 91276-2053-012	31/03/1991	N/A	N/A
01/01/1990	Me. - Jaarrekening 31.03.90, Ggk 19.09.90 - 90257-3668-033	31/03/1990	02/01/22685	N/A

Financial charts

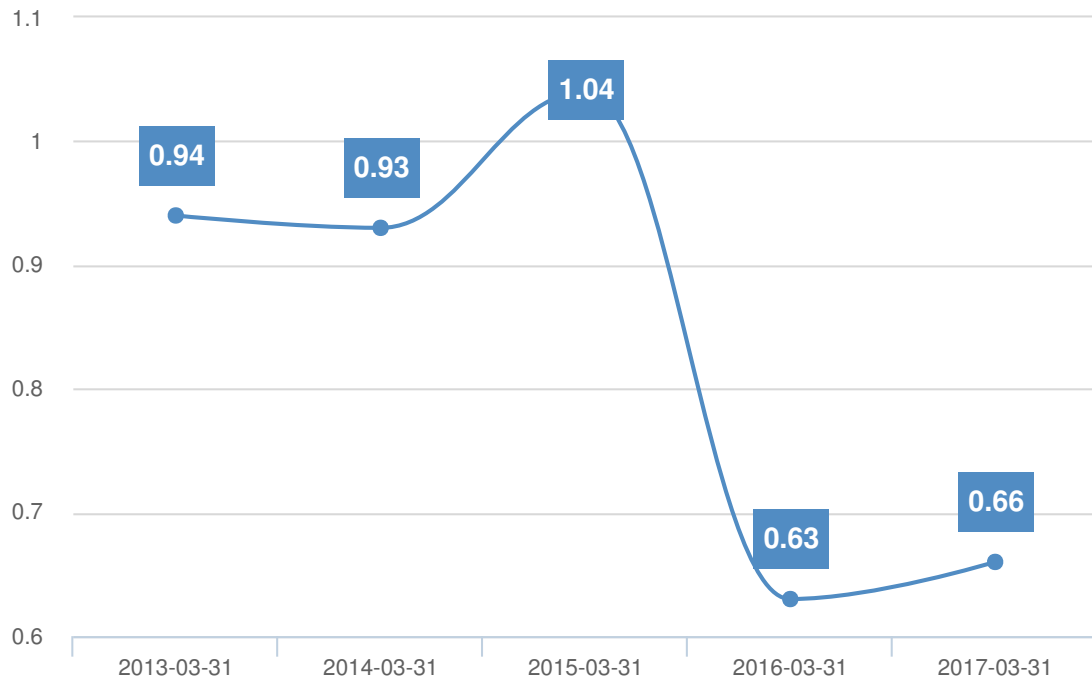
Equity (in Euros)



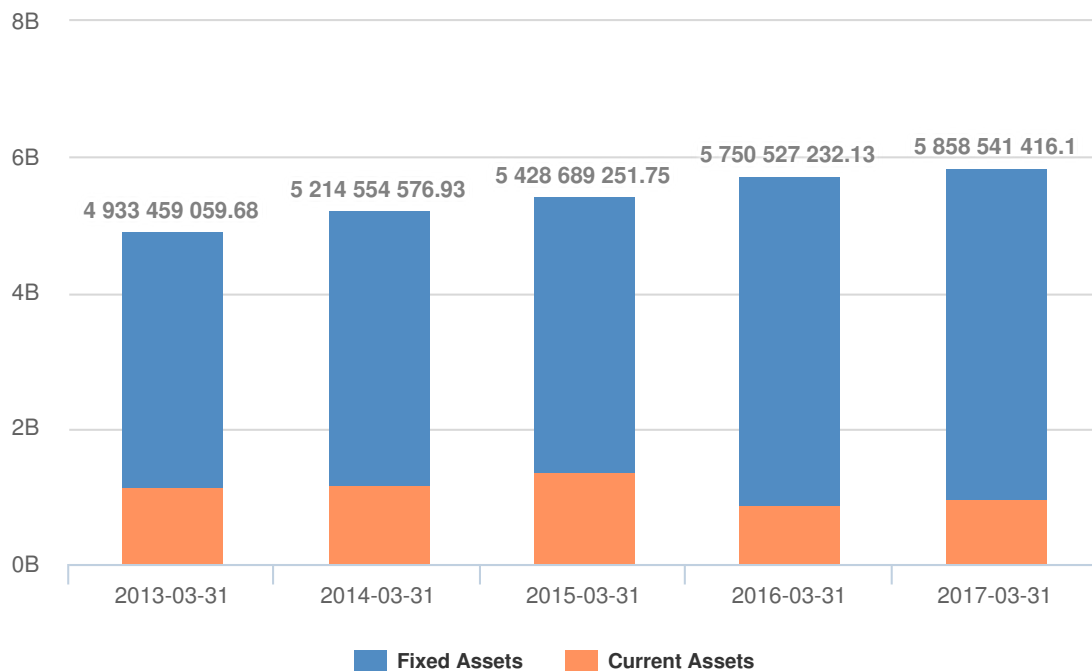
Gain (loss) of the period (in Euros)



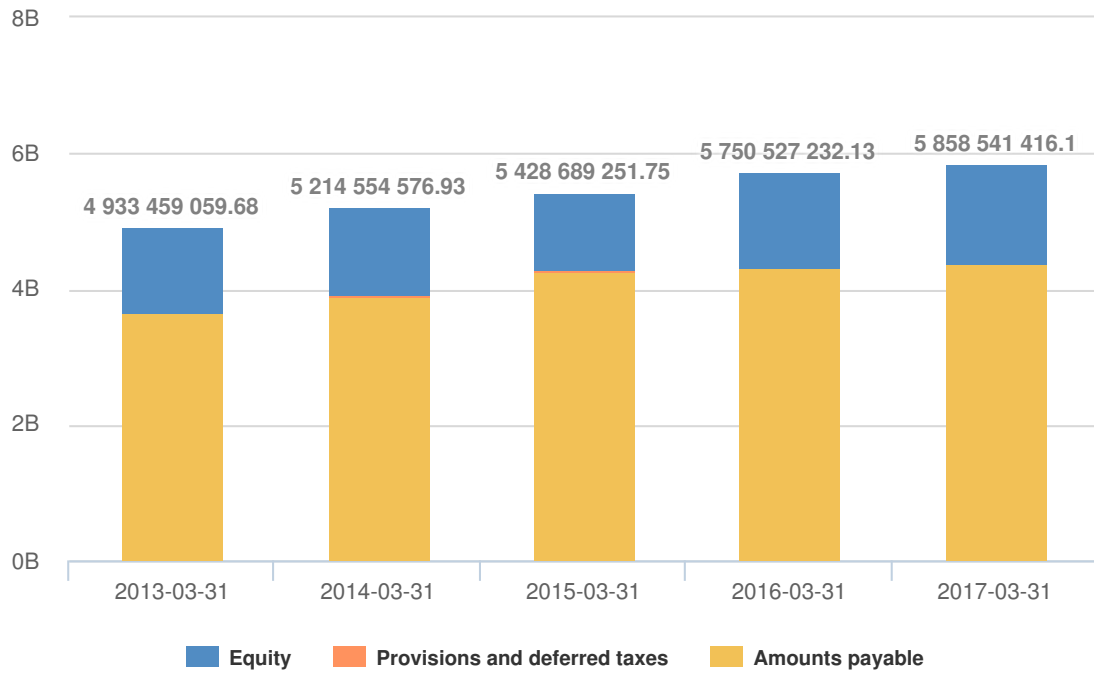
Liquidity ratio



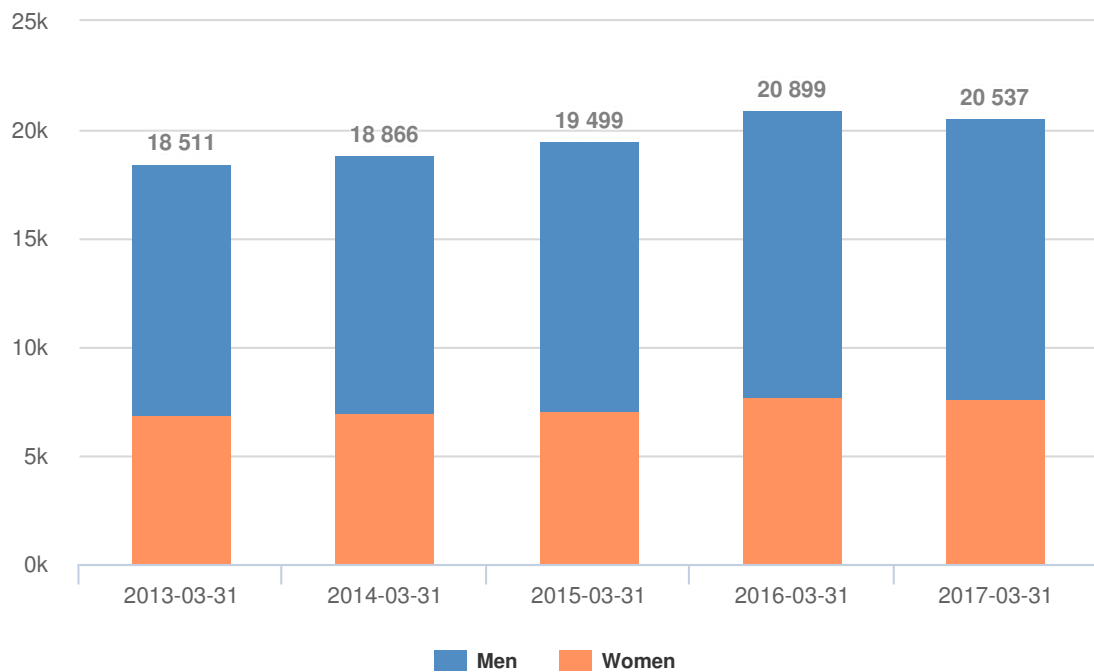
Assets(Euros)



Equity liabilities(in Euros)



Number of employees



Financial tables

Accounting figures

Description	2017	2016	2015	2014	2013
Tangible fixed assets	201.61 M [▲] +11%	182.00 M [▲] +11%	164.08 M [▲] +1%	162.31 M [▲] +6%	152.41 M
Financial fixed assets	4.66 B	4.67 B [▲] +20%	3.89 B [▲] +1%	3.86 B [▲] +7%	3.60 B
Current assets	957.15 M [▲] +10%	867.93 M [▼] -36%	1.35 B [▲] +16%	1.17 B [▲] +1%	1.16 B
Amounts receivable after more than one year	5.71 M [▲] +1%	5.65 M [▼] -4%	5.89 M [▲] +2537%	223.36 K [▲] +86%	120.00 K
Trade debtors within one year	380.07 M [▲] +6%	358.81 M [▲] +1%	353.67 M [▲] +8%	326.62 M [▲] +1%	324.04 M
Current investments	195.30 M [▲] +138%	82.14 M [▼] -77%	362.52 M [▲] +22%	297.46 M [▲] +13%	263.43 M
Cash at bank and in hand	24.92 M [▼] -49%	48.52 M [▼] -81%	262.17 M [▲] +34%	195.47 M [▼] -14%	228.00 M
Equity	1.47 B [▲] +3%	1.42 B [▲] +25%	1.14 B [▼] -13%	1.30 B [▲] +1%	1.29 B
Amounts payable within one year	1.42 B [▲] +6%	1.35 B [▲] +6%	1.27 B [▲] +2%	1.24 B [▲] +2%	1.21 B
Accrued charges and deferred income	15.49 M [▼] -8%	16.75 M [▼] -26%	22.62 M [▲] +41%	16.08 M [▲] +21%	13.28 M
Gross operating margin	N/A	N/A	N/A	N/A	N/A
Turnover	6.49 B [▲] +3%	6.31 B [▲] +3%	6.11 B [▲] +3%	5.90 B [▲] +3%	5.72 B

Description	2017	2016	2015	2014	2013
Increase (decrease) in stocks of finished goods and work and contracts in progress	2.60 M ▲ +494 %	438.56 K ▲ +403 %	87.14 K ▼ -91 %	949.25 K ▼ -184 %	-1.13 M
Contributions, gifts, legacies and grants	N/A	N/A	N/A	N/A	N/A
Remuneration, social security costs and pensions	699.27 M ▲ +1 %	695.74 M ▲ +2 %	683.65 M ▲ +4 %	657.19 M ▲ +4 %	630.69 M
Depreciation of and other amounts written off formation expenses, intangible and tangible fixed assets	62.35 M ▲ +3 %	60.29 M ▲ +6 %	56.89 M ▼ -5 %	60.07 M ▲ +8 %	55.66 M
Amounts written off stocks, contracts in progress and trade debtors - Appropriations (write-backs)	N/A	N/A	N/A	N/A	N/A
Provisions for liabilities and charges - Appropriations (uses and write-backs)	537.46 K ▼ -49 %	1.05 M ▼ -71 %	3.55 M ▲ +49 %	2.39 M ▼ -18 %	2.92 M
Operating charges	N/A	6.29 B ▲ +4 %	6.05 B ▲ +4 %	5.81 B ▲ +4 %	5.58 B
Operating profit (loss)	310.05 M ▼ -2 %	315.16 M ▼ -1 %	318.75 M ▼ -9 %	350.72 M ▼ -63 %	944.81 M
Financial income	3.97 M ▼ -6 %	4.24 M ▼ -97 %	165.48 M ▲ +1764 %	8.88 M ▲ +32 %	6.75 M
Financial charges	107.70 M ▼ -11 %	121.10 M ▲ +2 %	118.26 M ▲ +15 %	102.45 M ▲ +16 %	88.41 M
Extraordinary income	74.40 M ▼ -89 %	650.64 M ▲ +4780 %	13.33 M ▼ -56 %	30.58 M ▲ +3523 %	844.12 K

Description	2017	2016	2015	2014	2013
Extraordinary charges	353.81 K ▼ -99 %	54.35 M ▲ +5 %	51.69 M ▲ +9 %	47.50 M ▲ +17 %	40.68 M
Income taxes	69.50 M ▼ -1 %	69.87 M ▲ +1 %	69.05 M ▼ -8 %	75.20 M ▼ -25 %	100.10 M
Gain (loss) of the period	210.67 M ▼ -71 %	724.72 M ▲ +180 %	258.56 M ▲ +57 %	165.04 M ▼ -77 %	723.21 M
Tangible fixed assets - Acquisitions, including produced fixed assets	N/A	N/A	N/A	N/A	N/A
Tangible fixed assets - Revaluation surpluses from third parties	N/A	N/A	N/A	N/A	N/A
Tangible fixed assets - Depreciation and amounts written down from third parties	N/A	N/A	N/A	N/A	N/A
Outstanding taxes payable due to tax authorities	N/A	N/A	N/A	N/A	N/A
Amounts due to the National Social Security Office	N/A	N/A	N/A	N/A	N/A
Trade debts payable within one year	842.71 M ▲ +2 %	822.78 M ▲ +3 %	800.74 M ▲ +3 %	776.62 M ▲ +6 %	733.11 M

Social Balance

Description	2017	2016	2015	2014	2013
Number of hours worked	24.29 M ▲ +1 %	24.06 M ▲ +2 %	23.63 M ▲ +3 %	22.91 M ▲ +3 %	22.24 M
Advantages in addition to wages	1.91 M ▲ +2 %	1.88 M ▲ +6 %	1.77 M ▲ +8 %	1.65 M ▲ +8 %	1.52 M

Description	2017	2016	2015	2014	2013
Training hours	284.22 K ▲ +9 %	272.13 K ▲ +24 %	246.51 K ▼ -29 %	294.09 K ▲ +5 %	282.83 K
Training costs	15.25 M ▼ -1 %	15.25 M ▲ +21 %	13.99 M ▼ -8 %	14.91 M ▼ -7 %	15.07 M
Work force	16.49 K ▲ +1 %	16.25 K ▲ +3 %	15.79 K ▲ +3 %	15.32 K ▲ +3 %	14.89 K
Management Staff	106.00 13 %	122.00 ▲ +3 %	118.50 ▲ +3 %	114.50 ▲ +6 %	108.50
Employees	13.27 K	13.22 K ▲ +6 %	12.43 K ▲ +3 %	12.03 K ▲ +2 %	11.75 K
Workers	3.04 K ▼ -9 %	3.34 K ▲ +7 %	3.14 K ▲ +2 %	3.07 K ▲ +4 %	2.96 K
Other personnel	N/A	N/A	N/A	N/A	N/A
Entries	9.02 K ▼ -8 %	9.85 K ▲ +3 %	9.56 K	9.53 K ▲ +4 %	9.15 K
Number of male employees	10.62 K ▼ -2 %	10.87 K ▲ +6 %	10.26 K ▲ +3 %	9.96 K ▲ +3 %	9.64 K
Number of female employees	5.79 K	5.81 K ▲ +7 %	5.42 K ▲ +3 %	5.26 K ▲ +2 %	5.17 K
Number of employees with a university degree	1.22 K ▼ -16 %	1.33 K ▲ +133 %	805.50 ▲ +19 %	735.40 ▼ -7 %	763.40
Number of employees with a higher non-university degree	1.76 K ▼ -12 %	1.87 K ▲ +112 %	1.21 K ▲ +9 %	1.15 K ▼ -4 %	1.18 K

Description	2017	2016	2015	2014	2013
Number of employees with a secondary education degree	13.20 K	13.22 K	13.40 K	13.05 K	12.57 K
		▼ -3 %	▲ +6 %	▲ +7 %	
Number of employees with a primary education degree	234.10	254.00	263.20	277.40	304.80
	▼ - 15 %	▼ -7 %	▼ - 12 %	▼ - 18 %	
Entries indefinite duration	939.00	1.01 K	971.00	883.80	877.70
	▼ - 7 %	▲ +4 %	▲ +10 %	▲ +1 %	
Entries definite duration	8.08 K	8.84 K	8.59 K	8.65 K	8.27 K
	▼ - 9 %	▲ +3 %	▼ -1 %	▲ +5 %	
Departures	9.29 K	8.83 K	9.05 K	9.12 K	8.79 K
	▲ +5 %	▼ -2 %	▼ -1 %	▲ +4 %	
Departures retirement	64.60	35.40	39.90	30.70	36.50
	▲ +82 %	▼ -11 %	▲ +30 %	▼ - 16 %	
Departures early retirement	24.70	40.90	58.20	46.70	41.50
	▼ - 40 %	▼ -30 %	▲ +25 %	▲ +13 %	
Departures dismissal	203.70	204.70	250.80	332.00	359.80
		▼ -18 %	▼ - 24 %	▼ -8 %	
Departures other reason	9.00 K	8.55 K	8.70 K	8.71 K	8.35 K
	▲ +5 %	▼ -2 %		▲ +4 %	
Hired temporary staff	207.90	237.40	191.80	134.30	167.60
	▼ - 12 %	▲ +24 %	▲ +43 %	▼ - 20 %	
Hired temporary staff: hours worked	378.44 K	432.04 K	349.15 K	244.48 K	305.09 K
	▼ - 12 %	▲ +24 %	▲ +43 %	▼ - 20 %	
Hired temporary staff: costs	9.60 M	10.61 M	8.54 M	5.91 M	7.29 M
	▼ - 10 %	▲ +24 %	▲ +45 %	▼ - 19 %	

Ratios and indicators

Description	2017	2016	2015	2014	2013
Profitability					
Net assets	1.42 B ▲ +2 %	1.39 B ▲ +25 %	1.11 B ▼ - 13%	1.28 B ▲ +1 %	1.27 B
Return on equity	14.36 ▼ - 72%	50.93 ▲ +124 %	22.78 ▲ +79 %	12.70 ▼ - 77%	56.24
Gross operating sales margin	5.45 ▼ -4 %	5.69 ▼ -4 %	5.95 ▼ - 11%	6.70 ▼ - 57%	15.41
Net operating margin	4.56 ▼ -5 %	4.80 ▼ -5 %	5.03 ▼ - 12%	5.73 ▼ - 61%	14.55
Rotation fixed assets	27.73 ▼ -9 %	30.60 ▼ -8 %	33.35	33.34 ▼ - 11%	37.63
Total assets to turnover	1.16 ▲ +2 %	1.14 ▼ -3 %	1.17	1.17 ▼ - 11%	1.32
Solvency					
Degree of financial independence	25.03 ▲ +1 %	24.75 ▲ +18 %	20.91 ▼ - 16%	24.93 ▼ -4 %	26.07
Own assets / capital	4.80 ▼ -2 %	4.88 ▲ +18 %	4.13 ▼ - 17%	4.99 ▼ -3 %	5.16
Cash flow in relation to total debt	6.16 ▼ - 66%	18.09 ▲ +145 %	7.38 ▲ +29 %	5.73 ▼ - 73%	21.37
Cashflow coverage of current portion of long term debt	35.56	N/A	N/A	3.87 K	N/A

Description	2017	2016	2015	2014	2013
Long term debt / short term debt	2.08 ▼ -5%	2.20 ▼ -5%	2.32 ▲ +9%	2.13 ▲ +7%	1.99
Debt repayment term	16.20 ▲ +193%	5.52 ▼ -59%	13.43 ▼ -23%	17.41 ▲ +273%	4.67
Self-financing degree	19.81 ▲ +1%	19.67 ▲ +24%	15.85 ▼ -20%	19.93 ▼ -5%	21.02
Outstanding tax and social security debt / total liabilities	N/A	N/A	N/A	N/A	N/A
Liquidity					
Current ratio	0.66 ▲ +5%	0.63 ▼ -39%	1.04 ▲ +12%	0.93 ▼ -1%	0.94
Quick ratio	0.43 ▲ +16%	0.37 ▼ -53%	0.78 ▲ +16%	0.67 ▼ -1%	0.68
Immediate liquidity	2.62 ▼ -53%	5.63 ▼ -71%	19.47 ▲ +16%	16.72 ▼ -15%	19.66
Write-downs, provisions & depreciations to added value	-1.04	5.45	5.50	5.61	3.45
Net cash	182.43 M ▲ +41%	129.50 M ▼ -79%	623.69 M ▲ +27%	492.92 M	491.43 M
Net cash ratio	0.19 ▲ +27%	0.15 ▼ -67%	0.46 ▲ +10%	0.42	0.42
Net current assets	- ▼ -3% 484.94 M	- ▼ -1090% 500.60 M	- ▼ -156% 50.55 M	- ▲ +33% -90.26 M	-67.88 M

Description	2017	2016	2015	2014	2013
Cash flow	270.77 M 65 %	782.93 M +147 %	316.72 M +41 %	224.47 M 71 %	779.38 M
Number of days of customer credit	18.73 % +3	18.24 % -2	18.59 % +5	17.73 % +6	16.71
Number of days of supplier credit	49.92 % -1	50.30 % -1	50.91 % 1	51.65 % +2	50.57
Investments	79.13 M	75.43 M	56.39 M	62.16 M	59.13 M
Added value					
Added value	-5.78 B	1.07 B	1.06 B	1.06 B	1.63 B
Payroll costs as a percentage of added value	-12.27	66.16	65.46	62.54	39.23
Financial charges as a percentage of added value	-1.86	11.34	11.18	9.66	5.44
Net profit to added value	-3.65	67.88	24.45	15.57	44.47
Added value to operating income	-85.00	16.27	16.69	17.32	25.04
Investment ratio	-1.37	7.06	5.33	5.86	3.64
Added value per employee	- 350.28 K	65.72 K	66.98 K	69.19 K	109.25 K

««« ----- **END OF REPORT** ----- »»»